

**MINUTES**  
**WALLER COUNTY COMMISSIONER'S COURT**  
**SPECIAL SESSION**  
**TUESDAY – NOVEMBER 18, 2014**

**BE IT REMEMBERED** that the Honorable Commissioner's Court of Waller County, Texas, met in **SPECIAL SESSION** on Tuesday, the 18<sup>th</sup> day of November 2014 at its meeting place in the Waller County Assembly Room, Hempstead, Texas. The meeting was called to order by Waller County Judge Glenn Beckendorff at 9:12 a.m. with the following members of the Court present to-wit:

Glenn Beckendorff, County Judge  
Jeron Barnett, Commissioner Precinct 3  
Stan Kitzman, Commissioner Precinct 4  
Debbie Hollan, County Clerk

Absent: John A. Amsler, Commissioner Precinct 1  
Frank Pohluda, Commissioner Precinct 2

1. Approval of Agenda.

Motion to **approve** by Commissioner Barnett, seconded by Commissioner Kitzman.

**Motion carried.**

<i>Judge Glenn Beckendorff – Yes</i>	<i>Commissioner Amsler – Absent</i>	<i>Commissioner Pohluda – Absent</i>
	<i>Commissioner Barnett – Yes</i>	<i>Commissioner Kitzman – Yes</i>

2. Discuss and take action to approve Official Canvass of the Election Results from the November 4, 2014 Election.

Motion to **approve** by Commissioner Barnett, seconded by Commissioner Kitzman.

**Motion carried.**

<i>Judge Glenn Beckendorff – Yes</i>	<i>Commissioner Amsler – Absent</i>	<i>Commissioner Pohluda – Absent</i>
	<i>Commissioner Barnett – Yes</i>	<i>Commissioner Kitzman – Yes</i>

**ADJOURN MEETING**


Motion to **adjourn** meeting by Commissioner Barnett, seconded by Commissioner Kitzman.

**Motion carried.**


<i>Judge Glenn Beckendorff – Yes</i>	<i>Commissioner Amsler – Absent</i>	<i>Commissioner Pohluda – Absent</i>
	<i>Commissioner Barnett – Yes</i>	<i>Commissioner Kitzman – Yes</i>


Meeting was **ADJOURNED** at 9:42 a.m.

**APPROVED** this the 19<sup>th</sup> day of November 2014.

  
\_\_\_\_\_  
Glenn Beckendorff  
County Judge

ATTEST:

  
\_\_\_\_\_  
Debbie Hollan, County Clerk  
And Ex-Officio Clerk of the Commissioners'  
Court of Waller County, Texas



	A	B	C	D	E	F	G	H	I	J	K	L	M	N	O	P	Q	R	S	T	U	V	W	X	Y	Z	AA	AB	AC	AD	AE	AF	AG	AH	
1	<b>Straight Party</b>	101	102	103	104	prov	105	prov	206	prov	207	prov	208	prov	309	prov	310	prov	311	312	313	414	415	prov	416	prov	417	418	prov	419	420	prov	LIM	Total	
2	Republican Party	328	162	155	114		171	1	553	4	721	2	224	1	7	50		111	367	94	31	256		113	2	66	471		19	251	1	0	4275		
3	Democratic Party	108	140	105	45		15		58		57		73		397	9	217	3	44	37	17	62	53		109		139	44		0	15		0	1747	
4	Libertarian Party	2	1	0	0		0		2		2		1		1	1	1	0	1	1	1	0	4		1		2	5		1	0		0	25	
5	Green Party	2	0	0	2		1		1		1		2		1	1	1	0	2	2	1	0	2		1		2	1		0	1		0	21	
6	Undervotes	234	178	168	89		1	124	362		337		182		80	160		112	212	65	46	210		1	129		1	132	222		12	156		40	3253
7	Overvotes	0	0	0	0		1		2		0		0		0	0		0	0	0	0	0	0		0		0	0		0	0		0	4	
8	TOTAL	674	481	428	250		1	312	1	978	4	1118	2	482	1	486	9	429	3	267	619	178	139	525	1	353	3	341	743	2*	32	423	2	40	9325
9	<b>United States Senator</b>	101	102	103	104		105		206		207		208		309		310		311	312	313	414	415		416		417	418		419	420		LIM	Total	
10	John Cornyn	499	260	275	180		1	262	1	807	4	959	2	353	1	15	94	1	187	546	134	61	411	1	181	2	118	636		30	380	2	23	6426	
11	David M. Alameel	142	188	132	63		31		99		94		106		455	9	299	2	63	48	34	70	76		146	1	187	66		1	30		10	2352	
12	Rebecca Paddock	10	12	5	1		4		29		30		6		2	9		10	13	7	3	19		8		10	21		1	7		1	7	208	
13	Emily "Spicybrown" Sanchez	4	4	4	1		4		10		11		2		4	8		3	5	0	1	3		7		6	4		0	1		0	1	83	
14	Write-in: Mohammed Tahir	0	0	0	0		0		0		0		0		0	1		0	0	0	0	0	0		0		0	0		0	0		0	1	
15	Undervotes	19	17	12	5		10		31		24		14		10	18		4	7	3	4	16		11		20	16		0	5		5	251		
16	Overvotes	0	0	0	0		1		2		0		1		0	0		0	0	0	0	0	0		0		0	0		0	0		0	4	
17	TOTAL	674	481	428	250		1	312	1	978	4	1118	2	482	1	486	9	429	3	267	619	178	139	525	1	353	3	341	743	2*	32	423	2	40	9325
18	<b>US Rep. District 10</b>	101	102	103	104		105		206		207		208		309		310		311	312	313	414	415		416		417	418		419	420		LIM	Total	
19	Michael McCaul	501	267	272	174		1	267	1	823	4	985	2	358	1	13	88		189	558	134	60	424	1	187	3	122	647		29	383	2	18	6514	
20	Tawana Walter-Cadieu	145	196	137	66		30		99		94		104		463	9	323	3	62	47	34	75	77		149		197	64		2	29		8	2413	
21	Bill Kelsey	11	6	4	3		9		23		22		5		1	3		7	10	6	1	11		7		5	19		1	2		0	156		
22	Undervotes	17	12	15	7		5		31		17		15		9	15		9	4	4	3	13		10		17	13		0	9		14	239		
23	Overvotes	0	0	0	0		1		2		0		0		0	0		0	0	0	0	0	0		0		0	0		0	0		0	3	
24	TOTAL	674	481	428	250		1	312	1	978	4	1118	2	482	1	486	9	429	3	267	619	178	139	525	1	353	3	341	743	2*	32	423	2	40	9325
25	<b>Governor</b>	101	102	103	104		105		206		207		208		309		310		311	312	313	414	415		416		417	418		419	420		LIM	Total	
26	Greg Abbott	484	257	265	177		256	1	802	4	958	2	347	1	10	86		181	537	135	57	409	1	181	2	117	636		32	364	2	25	6329		
27	Wendy R. Davis	174	215	152	72		1	46	143		120		132		470	9	326	3	73	74	38	80	100		159	1	201	90		0	51		14	2741	

Signature of Elections Administrator




	A	B	C	D	E	F	G	H	I	J	K	L	M	N	O	P	Q	R	S	T	U	V	W	X	Y	Z	AA	AB	AC	AD	AE	AF	AG	AH
28	Kathie Glass	3	0	3	0		5		9		21		1		1		4		1	4	3	0	8		2		8	8		0	3		1	85
29	Brandon Parmer	2	2	0	0		2		7		8		2		0		1		4	3	0	0	1		4		1	2		0	1		0	40
30	Write-in: Sarah M. Pavitt	0	0	0	0		0		0		0		0		0		0		0	0	0	0	0		0		0	0		0	0		0	0
31	Undervotes	14	7	8	1		2		15		11		0		5		12		8	1	2	2	7		7		14	7		0	4		0	127
32	Overvotes	0	0	0	0		1		2		0		0		0		0		0	0	0	0	0		0		0	0		0	0		3	3
33	TOTAL	674	481	428	250		1312		1978		4118		2482		1486		9429		3267	619	178	139	525		1353		3341	743	2*	32	423		2	409325
34	<b>Lieutenant Governor</b>																																	
35	Dan Patrick	488	252	265	169		258		1802		4948		2344		116		85		182	532	136	51	411		1178		2120	639		24	363		2	266302
36	Leticia Van De Putte	163	210	147	74		137		125		118		128		457		9320		72	69	35	80	96		156		1194	80		4	43		4	122634
37	Robert D. Butler	7	8	4	4		10		23		32		4		2		6		8	12	4	2	10		4		7	15		3	6		1	172
38	Chandakantha Courtney	2	1	2	1		3		4		8		0		3		8		0	3	0	1	3		5		3	1		0	2		1	51
39	Undervotes	14	10	10	2		3		22		12		6		8		10		5	3	3	5	5		10		17	8		1	9		0	163
40	Overvotes	0	0	0	0		1		2		0		0		0		0		0	0	0	0	0		0		0	0		0	0		3	3
41	TOTAL	674	481	428	250		1312		1978		4118		2482		1486		9429		3267	619	178	139	525		1353		3341	743	2*	32	423		2	409325
42	<b>Attorney General</b>																																	
43	Ken Paxton	486	253	271	172		260		1807		4965		2341		16		88		181	535	130	59	406		1181		2117	644		28	371		1	266350
44	Sam Houston	164	204	142	71		34		120		113		119		455		9314		69	68	38	75	96		158		1202	78		2	43		2	122589
45	Jamie Balagia	6	3	2	0		7		16		17		4		5		4		5	8	5	2	8		5		5	8		1	1		0	112
46	Jamar Osborne	1	3	1	1		3		4		7		2		2		6		1	3	1	0	2		2		2	1		0	1		1	44
47	Undervotes	17	18	12	6		7		29		16		16		8		17		11	5	4	3	13		7		15	12		1	7		1	227
48	Overvotes	0	0	0	0		1		2		0		0		0		0		0	0	0	0	0		0		0	0		0	0		3	3
49	TOTAL	674	481	428	250		1312		1978		4118		2482		1486		9429		3267	619	178	139	525		1353		3341	743	2*	32	423		2	409325
50	<b>Comptroller of Public Account</b>																																	
51	Glen Hegar	495	255	276	179		1261		1815		4975		2361		14		99		191	547	137	59	429		1185		2125	640		30	374		1	266486
52	Mike Collier	157	207	141	64		37		122		101		107		459		9312		62	58	35	73	82		153		1198	79		2	38		13	2513
53	Ben Sanders	9	8	3	1		5		16		20		4		3		3		5	8	4	1	8		5		4	12		0	6		0	125
54	Deb Shafto	2	1	2	3		4		5		10		1		1		3		1	3	0	1	2		2		2	2		0	1		0	46

Signature of Elections Administrator




	A	B	C	D	E	F	G	H	I	J	K	L	M	N	O	P	Q	R	S	T	U	V	W	X	Y	Z	AA	AB	AC	AD	AE	AF	AG	AH
55	Undervotes	11	10	6	3		4		18		12	9	9	9	12	8	3	2	5	4		0	4	1	1	152								
56	Overvotes	0	0	0	0		1		2		0	0	0	0	0	0	0	0	0	0	0	0	0	0	0	0	0	0	0	0	0	0	0	3
57	TOTAL	674	481	428	250		1 312		1 978		4 1118	2 482	1 486	9 429	3 267	619	178	139	525	1 353	3 341	743 2*	32 423	2 40	9325									
58	<b>Commissioner of the General</b>	101	102	103	104		105		206		207	208	309	310	311	312	313	414	415	416	417	418	419	420	LIM	Total								
59	George P. Bush	494	252	271	175		1 259		1 810		4 964	2 351	1 13	89	186	544	134	56	405	1 185	2 119	631	28 367	1 26	6372									
60	John Cook	157	200	140	66		34		112		101	115	461	9 316	3 66	57	36	76	91	150	1 200	76	3 37		12	2519								
61	Justin Knight	8	13	5	3		8		27		30	3	0	7	8	8	5	2	18	4	6	21	1 6		0	183								
62	Valerie Alessi	1	4	2	0		4		6		10	2	4	4	3	3	1	1	3	7	3	1	0 2		0	61								
63	Undervotes	14	12	10	6		6		21		13	11	8	13	4	6	2	4	8	7	13	14	0 10		1	185								
64	Overvotes	0	0	0	0		1		2		0	0	0	0	0	1	0	0	0	0	0	0	0 1		0	5								
65	TOTAL	674	481	428	250		1 312		1 978		4 1118	2 482	1 486	9 429	3 267	619	178	139	525	1 353	3 341	743 2*	32 423	2 40	9325									
66	<b>Commissioner of Agriculture</b>	101	102	103	104		105		206		207	208	309	310	311	312	313	414	415	416	417	418	419	420	LIM	Total								
67	Sid Miller	475	248	259	167		251		1 783		4 963	2 334	1 14	82	180	534	128	57	402	1 182	3 115	634	29 367	1 26	6243									
68	Jim Hogan	171	203	147	71		42		127		102	124	458	9 317	3 72	69	38	76	88	157	199	82	1 37		11	2604								
69	David (Rocky) Palmquist	10	6	2	2		7		21		20	3	4	4	5	8	5	2	14	4	5	13	1 3		1	140								
70	Kenneth Kendrick	2	6	2	6		4		11		13	2	4	10	1	3	0	0	4	4	4	1	0 3		0	82								
71	Undervotes	16	18	18	4		1 7		34		20	19	6	16	9	5	7	4	17	6	18	13	1 13		1	253								
72	Overvotes	0	0	0	0		1		2		0	0	0	0	0	0	0	0	0	0	0	0	0 0		0	3								
73	TOTAL	674	481	428	250		1 312		1 978		4 1118	2 482	1 486	9 429	3 267	619	178	139	525	1 353	3 341	743 2*	32 423	2 40	9325									
74	<b>Rairoad Commissioner</b>	101	102	103	104		105		206		207	208	309	310	311	312	313	414	415	416	417	418	419	420	LIM	Total								
75	Ryan Sitton	495	251	261	174		253		1 803		4 964	2 346	1 11	87	181	540	130	58	402	1 176	3 115	634	29 366	1 27	6316									
76	Steve Brown	155	198	139	68		40		114		99	109	468	9 315	2 66	60	35	76	89	160	196	77	1 34		13	2523								
77	Mark A. Miller	7	11	4	2		6		19		25	7	3	4	6	6	5	2	8	8	6	14	1 7		0	151								
78	Martina Salinas	2	4	5	0		3		12		11	6	0	10	3	7	1	1	5	3	6	2	0 2		0	83								
79	Undervotes	15	17	19	6		1 9		28		19	14	4	13	1	11	6	7	21	6	18	16	1 14		1	249								
80	Overvotes	0	0	0	0		1		2		0	0	0	0	0	0	0	0	0	0	0	0	0 0		0	3								
81	TOTAL	674	481	428	250		1 312		1 978		4 1118	2 482	1 486	9 429	3 267	619	178	139	525	1 353	3 341	743 2*	32 423	2 40	9325									

Signature of Elections Administrator



	A	B	C	D	E	F	G	H	I	J	K	L	M	N	O	P	Q	R	S	T	U	V	W	X	Y	Z	AA	AB	AC	AD	AE	AF	AG	AH	
82	<b>Chief Justice, Supreme Ct.</b>	101	102	103	104	105	106	107	108	109	110	111	112	113	114	115	116	117	118	119	120	121	122	123	124	125	126	127	128	129	130	131	132	133	134
83	Nathan Hecht	490	247	260	173	257	1	799	4	967	2	343	1	15	86	181	533	132	59	397	1	180	2	116	638	29	368	1	27	6309					
84	William Moody	158	208	147	73	42		120		105		114	463	9	322	3	72	64	36	74	95	158	207	74	0	38									
85	Tom Oxford	8	11	4	2	3		25		24		6	3	5		7	12	5	2	12	6	4	17	2	5										
86	Undervotes	18	15	17	2	9		32		22		19	5	16		7	10	5	4	21	9	1	14	14	1	12	1	1	256						
87	Overvotes	0	0	0	0	1		2		0		0	0	0		0	0	0	0	0	0	0	0	0	0	0	0	0	0	0	0	0	0	0	
88	TOTAL	674	481	428	250	1312		1978	4	1118	2	482	1486	9429	3267	619	178	139	525	1353	3341	743	2*	32	423	2	40	9325							
89	<b>Just., Supreme Ct. Pl. 6, Uxt</b>	101	102	103	104	105	106	107	108	109	110	111	112	113	114	115	116	117	118	119	120	121	122	123	124	125	126	127	128	129	130	131	132	133	
90	Jeff Brown	491	250	263	173	256	1	806	4	963	2	343	1	18	85	185	541	133	59	396	182	2	116	638	29	365	1	28	6331						
91	Lawrence Edward Meyers	155	200	143	70	37		116		105		116	455	9	325	3	67	58	36	74	91	158	202	68	1	37									
92	Mark Ash	5	11	2	1	6		21		24		3	3	4		6	8	4	3	14	6	4	22	1	7										
93	Undervotes	23	20	20	6	12		33		26		20	10	15		9	12	5	3	24	7	1	19	15	1	14	1	0	297						
94	Overvotes	0	0	0	0	1		2		0		0	0	0		0	0	0	0	0	0	0	0	0	0	0	0	0	0	0	0	0	0	0	
95	TOTAL	674	481	428	250	1312		1978	4	1118	2	482	1486	9429	3267	619	178	139	525	1353	3341	743	2*	32	423	2	40	9325							
96	<b>Justice, Supreme Ct. Pl. 7</b>	101	102	103	104	105	106	107	108	109	110	111	112	113	114	115	116	117	118	119	120	121	122	123	124	125	126	127	128	129	130	131	132	133	
97	Jeff Boyd	487	247	264	174	253	1	798	4	960	2	341	1	14	88	182	537	130	59	391	1	179	2	113	636	28	368	1	27	6288					
98	Gina Benavides	153	206	145	69	36		120		104		114	458	9	317	3	68	60	35	75	97	160	202	70	1	34									
99	Don Fulton	6	8	2	1	8		22		23		4	3	8		8	9	7	1	12	5	5	19	1	5										
100	Charles E. Waterbury	3	3	1	1	5		5		8		2	2	2		0	2	1	1	1	4	2	2	2	0	0									
101	Undervotes	25	17	16	5	9		31		23		21	9	14		9	11	5	3	24	5	1	19	16	2	16	1	1	284						
102	Overvotes	0	0	0	0	1		2		0		0	0	0		0	0	0	0	0	0	0	0	0	0	0	0	0	0	0	0	0	0	0	
103	TOTAL	674	481	428	250	1312		1978	4	1118	2	482	1486	9429	3267	619	178	139	525	1353	3341	743	2*	32	423	2	40	9325							
104	<b>Justice, Supreme Ct. Pl. 8</b>	101	102	103	104	105	106	107	108	109	110	111	112	113	114	115	116	117	118	119	120	121	122	123	124	125	126	127	128	129	130	131	132	133	
105	Phil Johnson	507	266	280	180	264	1	829	4	977	2	357	1	57	119	195	549	132	62	404	1	190	2	125	649	28	373	1	27	6583					
106	RS Roberto Koelsch	29	41	18	16	17		44		36		15	108	2	53	11	14	13	11	33	38	35	29	1	11										
107	Jim Chisolm	17	23	17	10	9		26		30		22	74	1	36	7	14	7	8	9	23	31	21	1	10										
108	Undervotes	121	151	113	44	21		77		75		88	247	5	221	3	54	42	24	58	79	102	1	150	44	2	29	1	7	1760					

Signature of Elections Administrator




	A	B	C	D	E	F	G	H	I	J	K	L	M	N	O	P	Q	R	S	T	U	V	W	X	Y	Z	AA	AB	AC	AD	AE	AF	AG	AH		
109	Overvotes	0	0	0	0	1	2	0	0	0	0	0	0	0	0	0	0	0	0	0	0	0	0	0	0	0	0	0	0	0	0	0	0	0	5	
110	TOTAL	674	481	428	250	1 312	1 978	4 1118	2 482	1 486	9 429	3 267	619	178	139	525	1 353	3 341	743 2*	32 423	2 40	9325														
111	<b>Judge, Ct of Crim. Ap. P1 3</b>	101	102	103	104	105	206	207	208	309	310	311	312	313	414	415	416	417	418	419	420	LIM	Total													
112	Bert Richardson	483	251	260	173	258	1 805	4 960	2 341	1 14	9 86	182	536	133	58	395	1 184	2 116	643	28 370	1 27	6324														
113	John Granberg	154	201	144	68	36	113	106	112	460	321	2 65	61	35	76	91	157	200	71	1 31	12	2517														
114	Mark W. Bennett	11	12	4	2	5	26	26	6	5	8	10	9	4	2	15	4	4	16	1 6	1	177														
115	Undervotes	26	17	19	7	1 12	32	26	23	7	14	1 10	13	6	3	24	8	1 21	13	2 16	1 0	303														
116	Overvotes	0	0	1	0	1	2	0	0	0	0	0	0	0	0	0	0	0	0	0	0	4														
117	TOTAL	674	481	428	250	1 312	1 978	4 1118	2 482	1 486	9 429	3 267	619	178	139	525	1 353	3 341	743 2*	32 423	2 40	9325														
118	<b>Judge, Ct of Crim. Ap. P1 4</b>	101	102	103	104	105	206	207	208	309	310	311	312	313	414	415	416	417	418	419	420	LIM	Total													
119	Kevin Patrick Yeary	495	262	271	176	261	1 817	4 964	2 347	1 48	116	191	549	133	63	402	1 191	2 126	651	29 372	1 27	6503														
120	Quanah Parker	33	47	27	20	20	48	45	32	139	4 66	13	18	11	13	35	39	41	30	1 16	2	700														
121	Judith Sanders-Castro	26	21	18	12	10	31	30	19	69	1 32	10	16	13	4	18	31	35	20	0 7	5	428														
122	Undervotes	120	151	112	42	1 20	80	79	84	230	4 215	3 53	36	21	59	70	92	1 139	42	2 28	1 6	1691														
123	Overvotes	0	0	0	0	1	2	0	0	0	0	0	0	0	0	0	0	0	0	0	0	3														
124	TOTAL	674	481	428	250	1 312	1 978	4 1118	2 482	1 486	9 429	3 267	619	178	139	525	1 353	3 341	743	2 32 423	2 40	9325														
125	<b>Judge, Ct. of Crim. Ap. P1 9</b>	101	102	103	104	105	206	207	208	309	310	311	312	313	414	415	416	417	418	419	420	LIM	Total													
126	David Newell	506	258	274	178	265	1 826	4 975	2 356	1 51	113	193	553	134	60	408	1 191	2 130	654	28 374	1 27	6566														
127	William Bryan Strange, III	33	52	28	19	18	43	35	22	149	4 65	12	18	13	15	32	41	41	34	2 13	3	692														
128	George Joseph Altgelt	16	16	18	9	8	21	28	20	55	1 33	7	10	8	5	11	28	28	14	0 7	4	347														
129	Undervotes	119	155	108	44	1 20	86	80	83	231	4 218	3 55	38	23	59	74	93	1 142	41	2 29	1 6	1716														
130	Overvotes	0	0	0	0	1	2	0	1	0	0	0	0	0	0	0	0	0	0	0	0	4														
131	TOTAL	674	481	428	250	1 312	1 978	4 1118	2 482	1 486	9 429	3 267	619	178	139	525	1 353	3 341	743 2*	32 423	2 40	9325														
132	<b>State Rep. Dist. 3</b>	101	102	103	104	105	206	207	208	309	310	311	312	313	414	415	416	417	418	419	420	LIM	Total													
133	Cecil Bell Jr.	511	270	282	186	268	1 839	4 994	2 369	1 74	1 135	190	559	139	63	419	1 195	2 141	652	28 381	2 2	6711														
134	B. Larry Parr	50	64	42	22	21	65	60	34	179	3 75	25	29	17	17	37	62	56	48	2 19	1	928														
135	Undervotes	113	147	104	42	1 22	72	64	78	233	5 219	3 52	31	22	59	69	96	1 144	43	2 23	37	1682														


Signature of Elections Administrator 

	A	B	C	D	E	F	G	H	I	J	K	L	M	N	O	P	Q	R	S	T	U	V	W	X	Y	Z	AA	AB	AC	AD	AE	AF	AG	AH			
136	Overvotes	0	0	0	0	1	1	2	0	0	1	1	0	0	0	0	0	0	0	0	0	0	0	0	0	0	0	0	0	0	0	0	0	0	4		
137	TOTAL	674	481	428	250	1312	1312	1978	41118	2482	1486	9429	3267	619	178	139	525	1353	3341	743	2*	32	423	2	40	9325											
138	Chief Jst., 14th Ct. of Ap. Dist.	101	102	103	104	105	206	207	208	309	310	311	312	313	414	415	416	417	418	419	420	LIM	Total														
139	Kem Thompson Frost	492	254	261	176	256	1812	4977	2341	115	86	186	543	133	60	402	1183	2116	645	28	371	1	21	6370													
140	Kyle Carter	157	204	146	68	43	125	109	116	461	9324	271	65	39	76	95	161	201	81	2	35	7	2597														
141	Undervotes	25	23	21	6	112	39	32	25	10	19	1	10	11	6	3	28	9	1	24	17	2	17	1	12	355											
142	Overvotes	0	0	0	0	1	2	0	0	0	0	0	0	0	0	0	0	0	0	0	0	0	0	0	0	0	0	0	0	0	0	0	0	3			
143	TOTAL	674	481	428	250	1312	1978	41118	2482	1486	9429	3267	619	178	139	525	1353	3341	743	2*	32	423	2	40	9325												
144	Justice, 1st Ct. of App. Dist. P13	101	102	103	104	105	206	207	208	309	310	311	312	313	414	415	416	417	418	419	420	LIM	Total														
145	Russell Lloyd	486	250	255	172	254	1805	4979	2336	115	87	189	541	135	57	400	1182	2115	646	28	373	1	21	6338													
146	Jim Sharp	168	209	154	72	46	134	111	122	461	9325	373	69	38	78	100	163	205	81	2	38	6	2667														
147	Undervotes	20	22	19	6	111	37	28	24	10	17	5	9	5	4	25	8	1	21	16	2	12	1	13	317												
148	Overvotes	0	0	0	0	1	2	0	0	0	0	0	0	0	0	0	0	0	0	0	0	0	0	0	0	0	0	0	0	0	0	0	0	3			
149	TOTAL	674	481	428	250	1312	1978	41118	2482	1486	9429	3267	619	178	139	525	1353	3341	743	2	32	423	2	40	9325												
150	Justice, 1st Ct. of A. Dist. P15	101	102	103	104	105	206	207	208	309	310	311	312	313	414	415	416	417	418	419	420	LIM	Total														
151	Laura Carter Higley	512	275	283	181	272	1821	4986	2362	1155	2142	192	549	139	68	406	1200	2140	665	30	372	1	21	6785													
152	Undervotes	162	206	145	69	140	157	132	120	331	7287	375	70	39	71	119	153	1201	78	2	51	1	19	2540													
153	TOTAL	674	481	428	250	1312	1978	41118	2482	1486	9429	3267	619	178	139	525	1353	3341	743	2	32	423	2	40	9325												
154	Justice, 14th Ct. of Ap. Dist. P14, Ux Term	101	102	103	104	105	206	207	208	309	310	311	312	313	414	415	416	417	418	419	420	LIM	Total														
155	Marc Brown	518	277	284	185	278	1835	4997	2365	1154	2147	200	554	139	67	415	1200	2143	675	30	375	1	22	6874													
156	Undervotes	156	204	144	65	134	143	121	117	332	7282	367	65	39	72	110	153	1198	68	2	48	1	18	2451													
157	TOTAL	674	481	428	250	1312	1978	41118	2482	1486	9429	3267	619	178	139	525	1353	3341	743	2*	32	423	2	40	9325												
158	Justice 14th Ct. of App. Dist. Place 7	101	102	103	104	105	206	207	208	309	310	311	312	313	414	415	416	417	418	419	420	LIM	Total														
159	Ken Wise	501	255	260	176	263	1803	4984	2343	111	87	187	539	133	58	400	1184	3114	648	28	376	1	21	6384													
160	Gordon Goodman	150	204	147	67	37	128	105	114	467	9326	368	66	38	78	91	160	202	75	2	32	6	2575														
161	Undervotes	23	22	21	7	111	45	29	25	8	16	12	14	7	3	34	9	25	20	2	15	1	13	363													
162	Overvotes	0	0	0	0	1	2	0	0	0	0	0	0	0	0	0	0	0	0	0	0	0	0	0	0	0	0	0	0	0	0	0	0	3			

Signature of Elections Administrator



	A	B	C	D	E	F	G	H	I	J	K	L	M	N	O	P	Q	R	S	T	U	V	W	X	Y	Z	AA	AB	AC	AD	AE	AF	AG	AH		
163	TOTAL	674	481	428	250	1 312	1 312	1 978	4 1118	2 482	1 486	9 429	3 267	619	178	139	525	1 353	3 341	743 2*	32 423	2 40	9325													
164	<b>Criminal District Attorney</b>	101	102	103	104	105	206	207	208	309	310	311	312	313	414	415	416	417	418	419	420	LIM	Total													
165	Elton Raymond Mathis, Jr.	520	283	291	184	278	1 846	4 1000	2 375	1 137	2 149	197	555	140	70	427	1 207	2 147	669	29 371	1 6889															
166	Undervotes	154	198	137	66	1 34	132	118	107	349	7 280	3 70	64	38	69	98	146	1 194	74	3 52	1 2436															
167	TOTAL	674	481	428	250	1 312	1 978	4 1118	2 482	1 486	9 429	3 267	619	178	139	525	1 353	3 341	743 2*	32 423	2 40	9325														
168	<b>County Judge</b>	101	102	103	104	105	206	207	208	309	310	311	312	313	414	415	416	417	418	419	420	LIM	Total													
169	Trey Duhon	509	283	286	181	1 274	1 823	4 985	2 365	1 27	125	198	557	136	56	399	187	3 120	658	29 376	1 6587															
170	Sylvia Cedillo	154	190	135	63	32	134	112	107	452	9 287	3 64	59	37	78	104	159	201	75	2 34	2491															
171	Undervotes	11	8	7	6	5	19	21	10	7	17	5	3	5	5	22	7	20	10	1 13	1 244															
172	Overvotes	0	0	0	0	1	2	0	0	0	0	0	0	0	0	0	0	0	0	0	0	3														
173	TOTAL	674	481	428	250	1 312	1 978	4 1118	2 482	1 486	9 429	3 267	619	178	139	525	1 353	3 341	743 2*	32 423	2 40	9325														
174	<b>Judge, County Court at Law</b>	101	102	103	104	105	206	207	208	309	310	311	312	313	414	415	416	417	418	419	420	LIM	Total													
175	June Jackson	547	312	307	195	1 283	1 861	4 1013	2 382	1 147	2 176	206	564	144	65	423	1 213	2 155	670	30 374	1 7082															
176	Undervotes	127	169	121	55	29	117	105	100	339	7 253	3 61	55	34	74	102	140	1 186	73	2 49	1 2243															
177	TOTAL	674	481	428	250	1 312	1 978	4 1118	2 482	1 486	9 429	3 267	619	178	139	525	1 353	3 341	743 2*	32 423	2 40	9325														
178	<b>District Clerk</b>	101	102	103	104	105	206	207	208	309	310	311	312	313	414	415	416	417	418	419	420	LIM	Total													
179	Liz Pirkle	533	288	291	184	278	1 838	4 1000	2 367	1 145	2 150	203	559	140	69	424	1 202	2 147	675	30 376	1 6913															
180	Undervotes	141	193	137	66	1 34	140	118	115	341	7 279	3 64	60	38	70	101	151	1 194	68	2 47	1 2412															
181	TOTAL	674	481	428	250	1 312	1 978	4 1118	2 482	1 486	9 429	3 267	619	178	139	525	1 353	3 341	743 2*	32 423	2 40	9325														
182	<b>County Clerk</b>	101	102	103	104	105	206	207	208	309	310	311	312	313	414	415	416	417	418	419	420	LIM	Total													
183	Debbie Hollan	534	295	298	191	284	1 843	4 1012	2 378	1 148	2 154	204	560	140	69	438	1 205	2 153	677	30 381	1 7008															
184	Undervotes	140	186	130	59	1 28	135	106	104	338	7 275	3 63	59	38	70	87	148	1 188	66	2 42	1 2317															
185	TOTAL	674	481	428	250	1 312	1 978	4 1118	2 482	1 486	9 429	3 267	619	178	139	525	1 353	3 341	743 2*	32 423	2 40	9325														
186	<b>County Treasurer</b>	101	102	103	104	105	206	207	208	309	310	311	312	313	414	415	416	417	418	419	420	LIM	Total													
187	Joan Sargent	538	292	296	183	282	1 838	4 1007	2 373	1 144	2 153	203	559	142	67	429	1 202	2 149	677	30 379	1 6957															
188	Undervotes	136	189	132	67	1 30	140	111	109	342	7 276	3 64	60	36	72	96	151	1 192	66	2 44	1 2368															
189	TOTAL	674	481	428	250	1 312	1 978	4 1118	2 482	1 486	9 429	3 267	619	178	139	525	1 353	3 341	743 2*	32 423	2 40	9325														

Signature of Elections Administrator 






	A	B	C	D	E	F	G	H	I	J	K	L	M	N	O	P	Q	R	S	T	U	V	W	X	Y	Z	AA	AB	AC	AD	AE	AF	AG	AH			
<b>217 Const. Amendment Prop. 1</b>		101	102	103	104	105	106	207	208	309	310	311	312	313	414	415	416	417	418	419	420	LIM	Total														
For		406	289	270	149	194	590	3689	2314	1332	5282	3163	364	106	85	324	1208	2170	546	23	316	1	15	5854													
Against		132	93	89	55	71	190	1240	75	78	371	60	149	34	12	102	67	68	127	6	71	9	1803														
Undervotes		136	99	69	46	47	1198	189	93	76	176	44	106	38	42	99	78	1103	70	3	36	1	16	1668													
Overvotes		0	0	0	0	0	0	0	0	0	0	0	0	0	0	0	0	0	0	0	0	0	0	0	0	0	0	0	0	0	0	0	0	0	0		
<b>TOTAL</b>		674	481	428	250	1312	1978	4118	2482	486	9429	3267	619	178	139	525	1353	3341	743	32	423	2	40	9325													
<b>223 Waller-Harris ESD #200</b>		Voters may vote for up to 3 candidates, so total is 3x number of ESD ballots issued.*																																			
<b>224 General Election</b>		101	102	103	104	105	106	207	208	309	310	311	312	313	414	415	416	417	418	419	420	LIM	Total														
Gary Ferguson		211	108	88	66	85	194	231	180	68	152	76	203	32	21	104	55	42	26	118			1973														
Mike Lee		79	66	49	31	47	185	248	47	51	29	34	71	26	9	53	42					1211															
Darwin Hargrave		177	98	93	59	72	287	1258	1147	24	49	50	145	26	20	76	1	47	45	72			1748														
John Allen		69	38	44	19	31	94	1137	49	43	31	34	73	14	17	56	50	25	90			915															
Thomas "Tom" Preuss		50	38	21	19	27	107	102	35	28	11	17	45	8	10	17	14	10	54			613															
David Allen		74	72	66	28	32	78	1108	52	130	5172	1	25	54	19	23	54	43	55	89			1181														
Marie Herndon		88	93	78	31	25	90	112	154	126	3184	1	46	17	27	62	68	41	77			1269															
Tommy Albert		153	84	77	42	65	129	126	210	24	146	61	207	21	20	64	27	34	79			1470															
James Larry		36	45	26	12	16	28	36	18	53	161	12	14	10	7	23	28	25	29			481															
Undervotes		1079	801	739	443	3527	31742	91996	3654	3911	16562	6440	1000	361	263	1066	2685	9717	1429			15589															
Overvotes		0	0	0	0	0	0	0	0	0	0	0	0	0	0	0	0	0	0	0	0	3															
<b>TOTAL</b>		2016	1443	1281	750	3930	32934	123354	61446	31458	271197	9795	1857	534	417	1575	31059	91020	2192	0	0	120	26453														
<b>237</b>						*					*								*	*																	
<b>238 Royal ISD Position 1</b>		101	102	103	104	105	206	207	208	309	310	311	312	313	414	415	416	417	418	419	420	LIM	Total														
Lawrence Brandyburg												29	84	79	289	205	214	214	8			908															
Undervotes												17	93	60	236	1148	3126	7			691																
<b>TOTAL</b>		0	0	0	0	0	0	0	0	0	0	46	0	177	139	525	1353	3340	15	0	0	0	1599														
<b>242 Royal ISD Position 2</b>		101	102	103	104	105	206	207	208	309	310	311	312	313	414	415	416	417	418	419	420	LIM	Total														
Cheri Fontenot												22		55	36	211	1124		102	7		558															

Signature of Elections Administrator 

	A	B	C	D	E	F	G	H	I	J	K	L	M	N	O	P	Q	R	S	T	U	V	W	X	Y	Z	AA	AB	AC	AD	AE	AF	AG	AH	
244	Frederick Evans																		12	43	50	114	104	128	3	454									
245	Undervotes																		12	79	53	200	125	3	110	5	587								
246	Overvotes																		0	0	0	0	0	0	0	0	0								
247	TOTAL	0	0	0	0	0	0	0	0	0	0	0	0	0	0	0	0	0	46	0	177	139	525	1	353	3	340	15	0	0	0	0	0	1599	
248	<b>Royal ISD Position 3</b>	101	102	103	104	105	206	207	208	309	310	311	312	313	414	415	416	417	418	419	420	LIM	Total												
249	Scott Hartman																		26	74	61	275	146	132	6	720									
250	Undervotes																		20	103	78	250	1	207	3	208	9								879
251	Overvotes																		0	0	0	0	0	0	0	0	0								0
252	TOTAL	0	0	0	0	0	0	0	0	0	0	0	0	0	0	0	0	0	46	0	177	139	525	1	353	3	340	15	0	0	0	0	0	1599	
253	<b>Royal ISD Position 4</b>	101	102	103	104	105	206	207	208	309	310	311	312	313	414	415	416	417	418	419	420	LIM	Total												
254	Nathaniel Richardson																		23	59	69	178	1	174	1	200	4	709							
255	Chris Cardiff																		11	51	39	190	79	73	6	449									
256	Undervotes																		12	67	31	157	99	2	67	5	440								
257	Overvotes																		0	0	0	0	1	0	0	1	1								1
258	TOTAL	0	0	0	0	0	0	0	0	0	0	46	0	177	139	525	1	353	3	340	15	0	0	0	1599										
259																																			
260	<b>Brookshire MWVD Prop. 1</b>	101	102	103	104	105	206	207	208	309	310	311	312	313	414	415	416	417	418	419	420	LIM	Total												
261	For																						60	unch	79	139									
262	Against																						110	unch	157	267									
263	Undervotes																						37	unch	64	101									
264	Overvotes																						0	unch	0	0									
265	TOTAL	0	0	0	0	0	0	0	0	0	0	0	0	0	0	0	0	0	46	0	177	139	525	1	353	3	340	15	0	0	0	0	0	507	
266	<b>Katy ISD Bond Election</b>	101	102	103	104	105	206	207	208	309	310	311	312	313	414	415	416	417	418	419	420	LIM	Total												
267	For																								392	650									
268	Against																								294	470									
269	Undervotes																								38	61									
270	Overvotes																								0	0									

Signature of Elections Administrator



	A	B	C	D	E	F	G	H	I	J	K	L	M	N	O	P	Q	R	S	T	U	V	W	X	Y	Z	AA	AB	AC	AD	AE	AF	AG	AH	
271	TOTAL	0	0	0	0		0	0	0	0	0	0	0	0	0	0	0	0	0	0	0	0	0	0	0	0	0	724			32	423	2	0	1181
272	City of Katy																																		
273	City of Katy Bond Election	101	102	103	104	prov	105	prov	206	prov	207	prov	208	309	310	311	312	313	414	415	416	417	418	419	420	Total									
274	For																																		
275	Against																																		
276	Undervotes																																		
277	Overvotes																																		
278	TOTAL	0	0	0	0	0	0	0	0	0	0	0	0	0	0	0	0	0	0	0	0	0	0	0	0	0	0	0	0	32	423	2	0	457	
279																																			
280	Notes regarding Emergency Services District tallies																																		
281	Emergency Services District Voters were permitted up to 3 choices on the ballot. Therefore, the numbers of undervotes + overvotes + votes for each candidate should be 3 times the number of ballots issued.																																		
282	*Pct. 105--Mail ballots are accurate. On Election Day, there was one provisional, which would explain the 2 under votes if the voter only voted for one candidate.																																		
283	*Pct. 310--JBC tapes show 30 310-01 ballots (county only) were issued instead of 310-02 (county + ESD) so ESD ballots issued are 30 under General.																																		
284	Notes regarding Royal ISD tallies																																		
285	* Pct 313-- 1 voter ballot style 313-02, (without Royal ISD) evidence: JBC tape 313-02 was issued instead of 313-03																																		
286	* Pct 417																																		
287	* Pct 418 ESD #200 off 3																																		
288	Note regarding Precinct 418 provisionals																																		
289	*Both Provisional ballots in 418 were accepted, but had already been included in the vote totals for election day.																																		

Signature of Elections Administrator

