

Monthly Report of Joan Sargent, Waller County Treasurer
JUNE 2022



THE STATE OF TEXAS
COUNTY OF WALLER

AFFIDAVIT

Pursuant to LGC 114.026, I, Joan Sargent, Waller County Treasurer do hereby submit The Treasurer's Monthly Report. This report includes, but is not limited to, money received and disbursed, debts due to and owed by the County, and other financial proceedings in the Treasurer's Office. The Treasurer's Books agree with the Auditor's General Ledger and the Bank Statements have been reconciled.

All investments are in compliance with both the Public Funds Investment Act and the Waller County Investment Policy. The investment strategy is passive, which maintains a liquid cash flow and safety of the investment as priorities. As your Treasurer, I keep a watchful eye to ensure that the "return of our principal" takes precedent over the "return on our principal". {GC 2256.023}

Therefore, Joan Sargent, County Treasurer of Waller County, Texas, who being fully sworn, upon oath says that the within and foregoing report is true and correct to the best of her knowledge.

Filing with accompanying vouchers this

13th day of July, 2022

Page 1 General Operating Account Funds report of money received and disbursed

Page 2 Special Funds report of money received and disbursed

Page 3 Investment Portfolio by fund

Page 4 Long Term Debt

Attachment A Unpaid claims


Joan Sargent, CIO, CCT
Waller County Treasurer


Commissioners' Court having reviewed the Treasurer's Report as presented, having taken reasonable steps to ensure its accuracy and based upon presentations of the Treasurer's Office approve the report, subject to the county auditor's review and request that it be filed with the official minutes of this meeting. {LGC 114.026(c)}

In addition, the below signatures affirm that the Treasurer's Report complies with statutes as referenced. {LGC 114.026(d)}


The affidavit must state the amount of the cash and other assets that are in the custody of the County Treasurer at the time of the examination.
{LGC 114.026(d)} \$557,527.93 Month Ending Balance


Commissioners' Court Approval:


Carbett "Trey" J. Duhon III
Waller County Judge



John A. Amsler
Commissioner, Precinct 1



Kendric D. Jones
Commissioner, Precinct 3



Walter E. Smith
Commissioner, Precinct 2


Justin Beckendorff
Commissioner, Precinct 4

ATTEST:


Debbie Hollan, County Clerk

JUL 13 2022

Date

Monthly Report of Joan Sargent, Waller County Treasurer

JUNE 2022

General Operating Account

Fund	Beginning Balance	Total Received	Total Disbursed	Adjustments	Account Balances	TexPool Investments	TX Class Investments	Total Fund Balance
101 Voter Reg/Chapter 19	\$5,885.89	\$1.04	\$0.00	\$0.00	\$5,886.93	\$0.00	\$0.00	\$5,886.93
108 Elections	\$81,727.02	\$14.44	\$0.00	\$0.00	\$81,741.46	\$43,882.40	\$0.00	\$125,623.86
110 Road & Bridge	\$5,711,075.44	\$257,795.80	\$6,080,198.10	\$0.00	-\$111,326.86	\$0.00	\$5,004,501.04	\$4,893,174.18
111 Law Library	\$38,171.74	\$3,122.29	\$0.00	\$0.00	\$41,294.03	\$121,431.77	\$0.00	\$162,725.80
112 Title IV Juv. Justice	\$14,006.87	\$2.57	\$0.00	\$506.40	\$14,515.84	\$74,762.06	\$0.00	\$89,277.90
113 DC Recs. Pres.	\$20,445.61	\$401.50	\$0.00	\$0.00	\$20,847.11	\$54,672.97	\$0.00	\$75,520.08
114 County RMPF	\$35,926.99	\$2,925.23	\$0.00	\$0.00	\$38,852.22	\$28,113.50	\$0.00	\$66,965.72
115 CC Recs. Pres.	\$220,332.91	\$18,853.96	\$7,344.04	\$0.00	\$231,842.83	\$215,195.51	\$0.00	\$447,038.34
116 CC Preservation	\$5,894.93	\$168.07	\$0.00	\$0.00	\$6,063.00	\$21,672.80	\$0.00	\$27,735.80
117 Crthse. Security	\$11,543.37	\$5,173.54	\$1,080.00	\$0.00	\$15,636.91	\$134,241.07	\$0.00	\$149,877.98
118 Graffiti	\$0.00	\$0.00	\$0.00	\$0.00	\$0.00	\$631.20	\$0.00	\$631.20
119 JP Technology	\$3,768.26	\$1,081.28	\$2,214.84	\$0.00	\$2,634.70	\$124,411.52	\$0.00	\$127,046.22
120 DC/Child Abuse Prev	\$652.33	\$16.21	\$0.00	\$0.00	\$668.54	\$675.51	\$0.00	\$1,344.05
121 Family Protection	\$8,289.11	\$1.46	\$0.00	\$0.00	\$8,290.57	\$28,928.29	\$0.00	\$37,218.86
122 Guardianship	\$13,927.48	\$742.59	\$0.00	\$0.00	\$14,670.07	\$31,433.53	\$0.00	\$46,103.60
123 Justice Crt. Sec.	\$4,574.72	\$42.38	\$0.00	\$0.00	\$4,617.10	\$31,431.60	\$0.00	\$36,048.70
124 CC-Technology	\$1,749.95	\$58.00	\$0.00	\$0.00	\$1,807.95	\$5,080.37	\$0.00	\$6,888.32
125 General	\$26,702,604.05	\$783,302.44	\$12,568,921.81	-\$793.40	\$14,916,191.28	\$0.00	\$34,753,194.92	\$49,669,386.20
126 DC-Technology	\$1,005.27	\$43.35	\$0.00	\$0.00	\$1,048.62	\$2,578.10	\$0.00	\$3,626.72
127 CC-RPD	\$8,975.36	\$1.59	\$0.00	\$0.00	\$8,976.95	\$25,369.13	\$0.00	\$34,346.08
128 DC-RPD	\$24,988.00	\$234.46	\$0.00	\$0.00	\$25,222.46	\$35,492.03	\$0.00	\$60,714.49
129 DA Pretrial Div. Fee	\$55,188.29	\$4,960.45	\$971.97	\$0.00	\$59,176.77	\$0.00	\$0.00	\$59,176.77
131 Juv. Case Manager	\$1,990.76	\$81.72	\$0.00	\$0.00	\$2,072.48	\$0.00	\$0.00	\$2,072.48
135 Court Facility	\$6,302.55	\$1,781.43	\$0.00	\$0.00	\$8,083.98	\$0.00	\$0.00	\$8,083.98
137 Justice Crt. Support	\$7,157.29	\$1,378.06	\$0.00	\$0.00	\$8,535.35	\$0.00	\$0.00	\$8,535.35
181 Available School	\$0.00	\$0.00	\$0.00	\$0.00	\$0.00	\$0.00	\$746,961.92	\$746,961.92
186 Ogg Trust	\$33,557.65	\$3.49	\$13,800.00	\$0.00	\$19,761.14	\$0.00	\$0.00	\$19,761.14
191 Narcotic Program	\$10.69	\$0.00	\$0.00	\$0.00	\$10.69	\$0.00	\$0.00	\$10.69
192 Federal Forfeiture	\$46,924.30	\$1,802.61	\$0.00	\$0.00	\$48,726.91	\$31,540.79	\$0.00	\$80,267.70
212 SCAAP-Federal Rev.	\$12,669.77	\$0.00	\$0.00	\$0.00	\$12,669.77	\$0.00	\$0.00	\$12,669.77
228 CJD-VOCA #4254701	-\$4,593.22	\$1,687.01	\$1,313.63	\$0.00	-\$4,219.84	\$0.00	\$0.00	-\$4,219.84
235 STEP COMP-00143	\$0.00	\$0.00	\$0.00	\$0.00	\$0.00	\$0.00	\$0.00	\$0.00
236 BJA Tech Enhancement	\$0.00	\$0.00	\$0.00	\$0.00	\$0.00	\$0.00	\$0.00	\$0.00
241 ARP Grant	\$4,354,955.06	\$5,365,444.00	\$111,830.74	\$0.00	\$9,608,568.32	\$0.00	\$0.00	\$9,608,568.32
242 HSGP OEM Grt #4318101	\$0.00	\$0.00	\$0.00	\$0.00	\$0.00	\$0.00	\$0.00	\$0.00
307 SAVNS Grant#1446517	-\$4,648.07	\$0.00	\$4,648.07	\$0.00	-\$9,296.14	\$0.00	\$0.00	-\$9,296.14
311 Formula Grant	\$0.00	\$26,851.50	\$0.00	\$0.00	\$26,851.50	\$0.00	\$0.00	\$26,851.50
318 TJJD-A	\$55,680.22	\$28,868.00	\$36,489.27	\$0.00	\$48,058.95	\$0.00	\$0.00	\$48,058.95
319 CTIF Grant	\$0.00	\$0.00	\$0.00	\$0.00	\$0.00	\$0.00	\$0.00	\$0.00
412 Ctr for Tech & Life Grant	\$22,111.84	\$0.00	\$0.00	\$0.00	\$22,111.84	\$0.00	\$0.00	\$22,111.84
515 Debt Service	\$1,743,752.33	\$58,435.83	\$1,743,481.40	\$0.00	\$58,706.76	\$0.00	\$2,005,452.41	\$2,064,159.17
602 Tax Notes, Series 2020	\$1,132,146.72	\$0.00	\$1,143,170.82	\$0.00	-\$11,024.10	\$0.00	\$1,132,989.85	\$1,121,965.75
603 Tax Notes, Series 2022	\$6,418,085.72	\$0.00	\$6,427,073.54	\$0.00	-\$8,987.82	\$0.00	\$6,422,865.24	\$6,413,877.42
999 Payroll	\$411,727.68	\$1,913,521.67	\$1,914,390.76	\$0.00	\$410,858.59	\$0.00	\$0.00	\$410,858.59
Totals	\$47,208,564.88	\$8,478,797.97	\$30,056,928.99	-\$287.00	\$25,630,146.86	\$1,011,544.15	\$50,065,965.38	\$76,707,656.39
Plus Outstanding Checks					\$522,325.94			
Treasurer's Bank Balance					\$26,152,472.80			
PB Statement Balance					\$26,152,472.80			
Reconciled Bank Balance					\$26,152,472.80			

Monthly Report of Joan Sargent, Waller County Treasurer

JUNE 2022

Miscellaneous Accounts

188 Dismuke Estate	\$0.00	\$0.00	\$0.00	\$0.00	\$0.00	\$65,897.91	\$0.00	\$65,897.91
			Bank Statement Balance		\$0.00			
189 Hospital Trust	\$0.00	\$0.00	\$0.00	\$0.00	\$0.00	\$3,047.05	\$0.00	\$3,047.05
			Bank Statement Balance		\$0.00			
238 GLO Buyout/Acq Grant	\$10.64	\$0.00	\$0.00	\$0.00	\$10.64	\$0.00	\$0.00	\$10.64
			Add Outstanding Checks		\$0.00			
			Bank Statement Balance		\$10.64			
239 GLO Infrastructure Grant	\$196.54	\$799,025.74	\$798,990.90	\$0.00	\$231.38	\$0.00	\$0.00	\$231.38
			Add Outstanding Checks		\$0.00			
			Bank Statement Balance		\$231.38			
801 JP1 Report Acct	\$27,669.87	\$36,266.93	\$29,568.40	\$0.00	\$34,368.40	\$0.00	\$0.00	\$34,368.40
			Bank Statement Balance		\$34,368.40			
802 JP2 Report Acct	\$4,311.26	\$9,032.47	\$10,612.50	\$0.00	\$2,731.23	\$0.00	\$0.00	\$2,731.23
			Bank Statement Balance		\$2,731.23			
803 JP3 Report Acct	\$6,469.16	\$6,456.09	\$5,858.90	\$0.00	\$7,066.35	\$0.00	\$0.00	\$7,066.35
			Bank Statement Balance		\$7,066.35			
804 JP4 Report Acct	\$4,100.25	\$21,931.06	\$20,599.04	\$0.00	\$5,432.27	\$0.00	\$0.00	\$5,432.27
			Bank Statement Balance		\$5,432.27			
805 DC E-Filing	\$2,789.94	\$9,461.47	\$12,106.10	\$0.00	\$145.31	\$0.00	\$0.00	\$145.31
			Bank Statement Balance		\$145.31			
807 CC Recording Fee	\$10,403.20	\$52,210.04	\$54,478.00	\$0.00	\$8,135.24	\$0.00	\$0.00	\$8,135.24
			Bank Statement Balance		\$8,135.24			
808 CC Credit Card	\$2,010.69	\$13,219.41	\$13,133.50	\$0.00	\$2,096.60	\$0.00	\$0.00	\$2,096.60
			Bank Statement Balance		\$2,096.60			
810 CC E-Filing	\$2,237.14	\$9,486.47	\$9,671.00	\$0.00	\$2,052.61	\$0.00	\$0.00	\$2,052.61
			Bank Statement Balance		\$2,052.61			
811 DC Credit Card	\$1,446.48	\$7,932.92	\$8,951.79	\$0.00	\$427.61	\$0.00	\$0.00	\$427.61
			Bank Statement Balance		\$427.61			
812 R&B Credit Card	\$8,433.82	\$62,914.23	\$59,407.50	\$0.00	\$11,940.55	\$0.00	\$0.00	\$11,940.55
			Bank Statement Balance		\$11,940.55			
814 FM Credit Card	\$4.90	\$5,641.88	\$5,592.45	\$0.00	\$54.33	\$0.00	\$0.00	\$54.33
			Bank Statement Balance		\$54.33			
815 Environmental Cr Card	\$1,516.46	\$12,935.40	\$11,420.00	\$0.00	\$3,031.86	\$0.00	\$0.00	\$3,031.86
			Bank Statement Balance		\$3,031.86			
816 JP1 Efile	\$2,207.14	\$396.40	\$0.00	\$0.00	\$2,603.54	\$0.00	\$0.00	\$2,603.54
			Bank Statement Balance		\$2,603.54			
817 JP2 Efile	\$231.11	\$316.01	\$547.00	\$0.00	\$0.12	\$0.00	\$0.00	\$0.12
			Bank Statement Balance		\$0.12			
818 JP3 Efile	\$362.32	\$396.06	\$396.00	\$0.00	\$362.38	\$0.00	\$0.00	\$362.38
			Bank Statement Balance		\$362.38			
819 JP4 Efile	\$0.23	\$947.02	\$601.00	\$0.00	\$346.25	\$0.00	\$0.00	\$346.25
			Bank Statement Balance		\$346.25			
820 Treasurer Credit Card	\$17.53	\$1,918.99	\$1,794.44	\$0.00	\$142.08	\$0.00	\$0.00	\$142.08
			Bank Statement Balance		\$142.08			

WALLER COUNTY
INVESTMENT PORTFOLIO FOR MONTH ENDING
JUNE 2022

ACTIVITY

FINANCIAL INSTRUMENT AND INVESTED FUND	PURCHASE PRICE	MTD YIELD	BEGINNING BALANCE	TRANSFERS	MTD INTEREST	ENDING BALANCE
TEXAS CLASS INVESTMENTS						
125-General	\$24,720,660.46	1.1577%	\$24,720,660.46	\$10,000,000.00	\$32,534.46	\$34,753,194.92
110-R&B	\$0.00	1.1577%	\$0.00	\$5,000,000.00	\$4,501.04	\$5,004,501.04
515-Debt Service	\$260,153.87	1.1577%	\$260,153.87	\$1,743,481.40	\$1,817.14	\$2,005,452.41
181-Permanent School	\$746,251.54	1.1577%	\$746,251.54	\$0.00	\$710.38	\$746,961.92
602-Tax Notes, Series 2020	\$1,131,970.82	1.1577%	\$0.00	\$1,131,970.82	\$1,019.03	\$1,132,989.85
603-Tax Notes, Series 2022	\$6,417,088.54	1.1577%	\$0.00	\$6,417,088.54	\$5,776.70	\$6,422,865.24
TEXPOOL INVESTMENTS						
108-Elections	\$43,846.34	1.0013%	\$43,846.34	\$0.00	\$36.06	\$43,882.40
111-Law Library	\$121,331.92	1.0013%	\$121,331.92	\$0.00	\$99.85	\$121,431.77
112-Title IV Juvenile Justice	\$74,700.62	1.0013%	\$74,700.62	\$0.00	\$61.44	\$74,762.06
113-RPF District Clerk	\$54,628.02	1.0013%	\$54,628.02	\$0.00	\$44.95	\$54,672.97
114-County RMPF	\$28,090.36	1.0013%	\$28,090.36	\$0.00	\$23.14	\$28,113.50
115-RPF County Clerk	\$215,018.54	1.0013%	\$215,018.54	\$0.00	\$176.97	\$215,195.51
116-CC Preservation	\$21,654.98	1.0013%	\$21,654.98	\$0.00	\$17.82	\$21,672.80
117-Courthouse Security	\$134,130.69	1.0013%	\$134,130.69	\$0.00	\$110.38	\$134,241.07
118-Graffiti	\$630.75	1.0013%	\$630.75	\$0.00	\$0.45	\$631.20
119-JP Technology	\$124,309.22	1.0013%	\$124,309.22	\$0.00	\$102.30	\$124,411.52
120-DC Child Abuse Prev.	\$675.06	1.0013%	\$675.06	\$0.00	\$0.45	\$675.51
121-Family Protect Fee	\$28,904.50	1.0013%	\$28,904.50	\$0.00	\$23.79	\$28,928.29
122-Guardianship	\$31,407.72	1.0013%	\$31,407.72	\$0.00	\$25.81	\$31,433.53
123-Justice Court Security	\$31,405.79	1.0013%	\$31,405.79	\$0.00	\$25.81	\$31,431.60
124-CC Technology	\$5,076.19	1.0013%	\$5,076.19	\$0.00	\$4.18	\$5,080.37
126-DC Technology	\$2,576.03	1.0013%	\$2,576.03	\$0.00	\$2.07	\$2,578.10
127-CC RP Digitizing	\$25,348.29	1.0013%	\$25,348.29	\$0.00	\$20.84	\$25,369.13
128-DC RP Digitizing	\$35,462.84	1.0013%	\$35,462.84	\$0.00	\$29.19	\$35,492.03
192-Federal Forfeiture	\$31,514.88	1.0013%	\$31,514.88	\$0.00	\$25.91	\$31,540.79
188-Dismuke	\$65,843.70	1.0013%	\$65,843.70	\$0.00	\$54.21	\$65,897.91
189-Hospital	\$3,044.54	1.0013%	\$3,044.54	\$0.00	\$2.51	\$3,047.05
TOTALS	\$34,355,726.21		\$26,806,666.85	\$24,292,540.76	\$47,246.88	\$51,146,454.49

STATISTICS

1. THIS PORTFOLIO IS IN COMPLIANCE WITH THE WALLER COUNTY INVESTMENT POLICY AND APPLICABLE LAW.
2. CURRENT INVESTMENTS ARE AVAILABLE SAME OR NEXT DAY TO MAXIMIZE OPERATING FUNDS.
3. AS A COMPARATIVE BENCHMARK THE AVERAGE 90 DAY T-BILL RATE THIS MONTH: 1.49%
4. THE TOTAL AMOUNT OF INVESTED DOLLARS FOR MONTH END: \$51,146,454.49
5. PROSPERITY BANK PLEDGED COLLATERAL MARKET VALUE: \$87,072,170.61
THIS AMOUNT WAS ADEQUATE TO SECURE ALL DEPOSITS AT PROSPERITY BANK.
6. TexPool Rated: AAAM by Standard & Poor's.
7. Texas CLASS Rated: AAAM by Standard & Poor's.
8. THIS REPORT IS PROVIDED ON A MONTHLY BASIS EXCEEDING THE PUBLIC FUNDS INVESTMENT ACT AND WALLER COUNTY INVESTMENT POLICY REQUIREMENTS TO KEEP THE COMMISSIONERS' COURT FULLY INFORMED.

WALLER COUNTY, TEXAS**Summary of Debt****As of December 31, 2020****Prepared by Alan Younts, Waller County Auditor****Total Capital Leases**

Year	Principal	Interest
2021	\$75,989.73	\$6,507.68
2022	\$79,176.73	\$3,320.68
2023	\$0.00	\$0.00
2024	\$0.00	\$0.00
2025	\$0.00	\$0.00
2026-2030	\$0.00	\$0.00
2031-2035	\$0.00	\$0.00
2036-2038	\$0.00	\$0.00
	<u>\$155,166.46</u>	<u>\$9,828.36</u>

Total Bonds

Year	Principal	Interest
2021	\$2,662,000.00	\$1,419,234.42
2022	\$2,755,000.00	\$1,334,723.36
2023	\$2,742,000.00	\$1,245,875.56
2024	\$2,825,000.00	\$1,156,313.26
2025	\$2,350,000.00	\$1,069,897.26
2026-2030	\$10,875,000.00	\$4,061,111.30
2031-2035	\$11,245,000.00	\$2,224,556.30
2036-2038	\$7,685,000.00	\$399,703.13
	<u>\$43,139,000.00</u>	<u>\$12,911,414.59</u>

Treasurer's Record of Unpaid Claims		As of 6/30/22	
Vendors	Date Registered	Reg #	Amount Registered
TEXAS STATE UNIVERSITY	02/10/21	85906	\$ 50.00
LANSDOWNE-MOODY	04/08/21	87179	\$ 81.71
A T & T MOBILITY	06/08/21	88460	\$ 2,073.54
CONSOLIDATED COMMUNICATIONS	07/07/21	89079	\$ 1,064.43
RED OAK RANCH	07/26/21	89450	\$ 70.00
CONSOLIDATED COMMUNICATIONS	08/04/21	89665	\$ 1,015.91
WALLER COUNTY PAINT & BODY	08/30/21	90110	\$ 1,657.25
WALLER COUNTY VETERANS MEMORIAL FUND	09/01/21	90194	\$ 40.00
WALLER COUNTY VETERANS MEMORIAL FUND	10/07/21	90959	\$ 90.00
WALLER COUNTY VETERANS MEMORIAL FUND	10/12/21	91048	\$ 60.00
WALLER COUNTY TAX OFFICE	10/19/21	91198	\$ 15.00
RICHARDSON LAW OFFICE	11/02/21	91590	\$ 5,000.00
WALLER COUNTY VETERANS MEMORIAL FUND	12/06/21	92214	\$ 140.00
STRIPES & STOPS CO INC	12/10/21	92202	\$ 31,111.10
BUCKEYE	12/15/21	92533	\$ 682.01
GOODE, ROLFE	12/21/21	92666	\$ 2,150.00
NAPA	12/29/21	92750	\$ 93.82
TEXAS STATE UNIVERSITY	12/30/21	92803	\$ 260.00
WALLER COUNTY VETERANS MEMORIAL FUND	01/27/22	93406	\$ 230.00
JEFFERSON COUNTY CLERK	02/01/22	93428	\$ 457.00
AUSTIN COUNTY GLASS	02/07/22	93588	\$ 295.00
TYLER TECHNOLOGIES	02/15/22	93849	\$ 53,426.36
LAROCHE	03/07/22	94265	\$ 235.00
THOMSON REUTERS	03/07/22	94272	\$ (16.01)
LANSDOWNE-MOODY	03/22/22	94657	\$ 101.82
QUADIENT	03/22/22	94604	\$ 39.00
SPECOIL RETAIL FUELS, LLC dba 3L	03/22/22	94678	\$ 1,122.00
THOMSON REUTERS	04/04/22	94984	\$ (246.00)
BUCKEYE CLEANING CENTER	04/11/22	95203	\$ 100.95
QUADIENT	04/18/22	95442	\$ 40.84
MOTOROLA	04/25/22	95549	\$ 57,337.47
INNOVATIVE COMMUNICATION SYSTEMS	05/02/22	95732	\$ 2,924.00
KATY TIMES	05/02/22	95736	\$ 110.25
KATY TIMES	05/02/22	95737	\$ 183.75
LANSDOWNE-MOODY	05/05/22	95802	\$ 229.50
KATY TIMES	05/06/22	95827	\$ 110.25
KATY TIMES	05/06/22	95825	\$ 183.75
TYLER TECHNOLOGIES	05/16/22	96020	\$ 53,426.36
DELL TECHNOLOGIES	05/22/22	96173	\$ 395.12
DELL TECHNOLOGIES	05/22/22	96174	\$ 699.60
INNOVATIVE COMMUNICATION SYSTEMS	05/22/22	96146	\$ 175.00
RM RAVEN MECHANICAL	05/22/22	96152	\$ 4,976.20
ELLIOTT TEAM FORD	05/26/22	96272	\$ 3,186.63
HOMETOWN HARDWARE	05/26/22	96261	\$ 39.12
HOMETOWN HARDWARE	05/31/22	96302	\$ 141.75
R.B. EVERETT & CO.	05/31/22	96301	\$ 999.28
INDOFF INCORPORATED	06/06/22	96505	\$ 30.05
INNOVATIVE COMMUNICATION SYSTEMS	06/06/22	96462	\$ 3,100.08
SMARSH	06/06/22	96482	\$ 719.90
TURNER,PIERCE & FULTZ	06/07/22	96576	\$ 53.60
JACKSON, MARIAN	06/09/22	96604	\$ 76.47
ODP BUSINESS SOLUTIONS	06/09/22	96610	\$ 217.01

Treasurer's Record of Unpaid Claims		As of 6/30/22	
Vendors	Date Registered	Reg #	Amount Registered
ODP BUSINESS SOLUTIONS	06/09/22	96611	\$ 9.79
TEXAS STATE UNIVERSITY	06/09/22	96603	\$ 260.00
CITIBANK	06/13/22	96669	\$ 2,578.38
EDMONDS INSURANCE	06/13/22	96673	\$ 100.00
HOMETOWN HARDWARE	06/13/22	96717	\$ 67.04
IDCUS	06/13/22	96660	\$ 13,773.52
ODP BUSINESS SOLUTIONS	06/13/22	96710	\$ 96.84
ODP BUSINESS SOLUTIONS	06/13/22	96711	\$ 239.63
ODP BUSINESS SOLUTIONS	06/13/22	96712	\$ 17.59
STEPHENS & FLOWERS FUNERALS & CREMATION	06/13/22	96718	\$ 800.00
THE HOME DEPOT	06/13/22	96714	\$ 806.13
HOUSTON COPIER CONNECTION	06/14/22	96737	\$ 105.53
KATY PRINTERS	06/14/22	96720	\$ 200.00
TAPEIT	06/14/22	96742	\$ 350.00
HOMETOWN HARDWARE	06/15/22	96756	\$ 15.13
HOMETOWN HARDWARE	06/15/22	96758	\$ 177.82
HOMETOWN HARDWARE	06/15/22	96770	\$ 7.59
HOMETOWN HARDWARE	06/15/22	96771	\$ 33.64
JARVIS TIRE PROS	06/15/22	96761	\$ 99.13
D3 TEAFCS	06/16/22	96784	\$ 225.00
ENGEDI PEST CONTROL	06/16/22	96793	\$ 200.00
ENGEDI PEST CONTROL	06/16/22	96794	\$ 285.00
ENGEDI PEST CONTROL	06/16/22	96795	\$ 135.00
ENGEDI PEST CONTROL	06/16/22	96796	\$ 225.00
ENGEDI PEST CONTROL	06/16/22	96797	\$ 425.00
ENGEDI PEST CONTROL	06/16/22	96801	\$ 250.00
ENGEDI PEST CONTROL	06/16/22	96805	\$ 350.00
HOMETOWN HARDWARE	06/16/22	96779	\$ 36.95
HOMETOWN HARDWARE	06/16/22	96792	\$ 1.92
ICS	06/16/22	96798	\$ 8,995.50
ICS	06/16/22	96802	\$ 664.65
IDCUS	06/16/22	96783	\$ 5,987.00
KIMBALL MIDWEST	06/16/22	96781	\$ 1,536.37
LOWES	06/16/22	96799	\$ 918.86
MAGNOLIA FUNERAL HOME	06/16/22	96800	\$ 1,295.00
C&G WHOLESALE	06/21/22	96808	\$ 639.80
C&G WHOLESALE	06/21/22	96809	\$ 91.88
C&G WHOLESALE	06/21/22	96810	\$ 526.30
C&G WHOLESALE	06/21/22	96811	\$ 159.96
HOMETOWN HARDWARE	06/21/22	96817	\$ 256.57
HOMETOWN HARDWARE	06/21/22	96818	\$ 50.42
HOMETOWN HARDWARE	06/21/22	96820	\$ 52.53
HOMETOWN HARDWARE	06/21/22	96821	\$ 8.99
KATY TIMES	06/21/22	96813	\$ 110.25
NAPA	06/21/22	96849	\$ 143.24
NAPA	06/21/22	96850	\$ 305.59
PETROLEUM TRADERS CORPORATION	06/21/22	96828	\$ 35,170.60
QUIDDITY	06/21/22	96814	\$ 14,455.00
STEPHENS & FLOWERS FUNERALS	06/21/22	96833	\$ 800.00
TELOMACK CABLING SOLUTIONS	06/21/22	96823	\$ 883.50
TRINITY SERVICES GROUP	06/21/22	96807	\$ 4,036.69
VOICE PRODUCTS	06/21/22	96827	\$ 22,123.00

Treasurer's Record of Unpaid Claims		As of 6/30/22	
Vendors	Date Registered	Reg #	Amount Registered
WINZER	06/21/22	96822	\$ 283.22
AUSTIN EDUCATION	06/22/22	96878	\$ 1,705.00
AMERICAN PATRIOT INDUSTRIES	06/22/22	96862	\$ 1,581.25
AT&T	06/22/22	96866	\$ 1,616.94
BAYANI, RACHEL	06/22/22	96891	\$ 541.03
CY-FAIR RANGE OPERATIONS	06/22/22	96883	\$ 1,439.52
DOMAIN DIRECTORY	06/22/22	96867	\$ 289.00
HD SUPPLY	06/22/22	96896	\$ 239.22
HOMETOWN HARDWARE	06/22/22	96877	\$ 3.98
HOUSTON COPIER CONNECTION	06/22/22	96893	\$ 110.53
INDOFF IINCORPORATED	06/22/22	96900	\$ 213.16
JARVIS TIRE PROS	06/22/22	96855	\$ 4,998.18
LEITHNER, CHARLES	06/22/22	96884	\$ 3,419.46
MR. WINDSHIELD	06/22/22	96858	\$ 109.90
MR. WINDSHIELD	06/22/22	96859	\$ 430.00
MR. WINDSHIELD	06/22/22	96860	\$ 298.53
MR. WINDSHIELD	06/22/22	96861	\$ 293.62
MUSTANG CAT	06/22/22	96894	\$ 1,819.20
MUSTANG CAT	06/22/22	96895	\$ 1,575.04
O'BRIEN COUNSELING SERVICES	06/22/22	96881	\$ 1,700.00
O'BRIEN COUNSELING SERVICES	06/22/22	96882	\$ 900.00
ODP BUSINESS SOLUTIONS	06/22/22	96868	\$ 1,107.00
ODP BUSINESS SOLUTIONS	06/22/22	96869	\$ 39.57
ODP BUSINESS SOLUTIONS	06/22/22	96870	\$ 412.07
ODP BUSINESS SOLUTIONS	06/22/22	96871	\$ 95.16
ODP BUSINESS SOLUTIONS	06/22/22	96872	\$ 74.37
ODP BUSINESS SOLUTIONS	06/22/22	96873	\$ 77.57
ODP BUSINESS SOLUTIONS	06/22/22	96874	\$ 102.82
ODP BUSINESS SOLUTIONS	06/22/22	96875	\$ 105.96
O'REILLY	06/22/22	96854	\$ 456.20
O'REILLY	06/22/22	96856	\$ 2.48
O'REILLY	06/22/22	96857	\$ 10.99
PIERCE, CHERYL	06/22/22	96890	\$ 168.00
QUADIENT	06/22/22	96876	\$ 623.09
QUILL	06/22/22	96886	\$ 96.99
QUILL	06/22/22	96887	\$ 151.12
QUILL	06/22/22	96888	\$ 144.38
QUILL	06/22/22	96889	\$ 86.63
STAPLES	06/22/22	96863	\$ 214.14
STEVENSON ENTERPRISES	06/22/22	96864	\$ 1,023.98
TRACK GROUP	06/22/22	96879	\$ 801.75
TRACK GROUP	06/22/22	96880	\$ 44.00
TRANSUNION RISK AND ALTERNATIVE	06/22/22	96885	\$ 177.80
VANISH DOCUMENT SHREDDING	06/22/22	96892	\$ 150.00
VERIZON	06/22/22	96865	\$ 200.13
WALLER COUNTY PAINT & BODY	06/22/22	96897	\$ 820.95
WALLER COUNTY PAINT & BODY	06/22/22	96898	\$ 6,468.34
WALLER COUNTY PAINT & BODY	06/22/22	96899	\$ 1,108.46
AMEGY BANK	06/27/22	96911	\$ 400.00
AMERICAN PATRIOT INDUSTRIES	06/27/22	96927	\$ 1,379.65
ANGELO, VALERIE	06/27/22	96903	\$ 58.97
ANGELO, VALERIE	06/27/22	96904	\$ 58.97

Treasurer's Record of Unpaid Claims		As of 6/30/22	
Vendors	Date Registered	Reg #	Amount Registered
ANGELO, VALERIE	06/27/22	96905	\$ 58.97
ANGELO, VALERIE	06/27/22	96906	\$ 58.97
ANGELO, VALERIE	06/27/22	96907	\$ 58.97
ASCO EQUIPMENT	06/27/22	96945	\$ 134.46
ASCO EQUIPMENT	06/27/22	96946	\$ 566.16
AT&T	06/27/22	96933	\$ 97.99
CANON FINANCIAL SERVICES	06/27/22	96914	\$ 418.00
CHAMPION RANCHERS CONSTRUCTION	06/27/22	96941	\$ 415.95
DIGG COMMERCIAL	06/27/22	96947	\$ 15,881.06
ENGEDI PEST CONTROL	06/27/22	96929	\$ 230.00
ENGEDI PEST CONTROL	06/27/22	96930	\$ 95.00
ENGEDI PEST CONTROL	06/27/22	96931	\$ 115.00
FORT BEND HYDRAULICS	06/27/22	96940	\$ 195.00
HOMETOWN HARDWARE	06/27/22	96921	\$ 150.94
ICS JAIL SUPPLIES	06/27/22	96922	\$ 97.24
INDOFF INCORPORATED	06/27/22	96902	\$ 218.91
JARVIS TIRE PROS	06/27/22	96942	\$ 378.50
KATY PRINTERS	06/27/22	96938	\$ 163.00
KATY TIMES	06/27/22	96924	\$ 110.25
KIMBALL MIDWEST	06/27/22	96909	\$ 1,216.10
KYLE OFFICE PRODUCTS	06/27/22	96925	\$ 249.20
LANSDOWNE -MOODY	06/27/22	96908	\$ 609.28
LAW ENFORCEMENT SYSTEMS	06/27/22	96923	\$ 404.00
LJA ENGINEERING	06/27/22	96935	\$ 100.00
MASTERWORD SERVIES	06/27/22	96910	\$ 250.24
McCAIG, ALBERT	06/27/22	96934	\$ 42.94
MCKERLEY, CARRIE	06/27/22	96916	\$ 315.00
MCKERLEY, CARRIE	06/27/22	96918	\$ 75.00
MOORE, LORI	06/27/22	96917	\$ 105.00
NAPA	06/27/22	96936	\$ 35.94
NAPA	06/27/22	96937	\$ 55.34
NICHOLS, ANGELA	06/27/22	96912	\$ 573.65
PERDUE BRANDON FIEDLER COLLINS & MOTT	06/27/22	96913	\$ 430.00
PERDUE BRANDON FIEDLER COLLINS & MOTT	06/27/22	96915	\$ 2,029.31
PINNACLE MEDICAL MANAGEMENT	06/27/22	96939	\$ 415.00
QUILL	06/27/22	96943	\$ 317.74
SBEC	06/27/22	96919	\$ 512.69
SPARKLETTS	06/27/22	96944	\$ 89.32
SUNCOAST LAND COMPANY	06/27/22	96928	\$ 950.00
UNITED AG & TURF	06/27/22	96901	\$ 234.67
VANWEY, ROBERT	06/27/22	96926	\$ 51.00
WALLER COUNTY TAX OFFICE	06/27/22	96932	\$ 7.50
WINZER	06/27/22	96920	\$ 12.26
4S DISTRIBUTING	06/28/22	96990	\$ 859.50
AT&T	06/28/22	96965	\$ 80.00
BUCKEYE CLEANING CENTER	06/28/22	96991	\$ 740.36
C&C SPORTS & APPAREL	06/28/22	96957	\$ 75.00
C&G WHOLESALE	06/28/22	96950	\$ 449.88
C&G WHOLESALE	06/28/22	96951	\$ 693.87
C&G WHOLESALE	06/28/22	96952	\$ 739.83
C&G WHOLESALE	06/28/22	96953	\$ 214.96
C&G WHOLESALE	06/28/22	96954	\$ 115.92

Treasurer's Record of Unpaid Claims		As of 6/30/22	
Vendors	Date Registered	Reg #	Amount Registered
C&G WHOLESALE	06/28/22	96955	\$ 1,124.00
CONSOLICATED COMMUNICATIONS	06/28/22	96962	\$ 136.52
CONSOLICATED COMMUNICATIONS	06/28/22	96964	\$ 57.65
GRAINGER	06/28/22	96981	\$ 541.41
GRAINGER	06/28/22	96982	\$ 343.90
GREAT SOUTHERN STABILIZED	06/28/22	96976	\$ 1,923.49
GREAT SOUTHERN STABILIZED	06/28/22	96977	\$ 2,894.03
ICS JAIL SUPPLIES	06/28/22	96956	\$ 558.60
INDOFF INCORPORATED	06/28/22	96958	\$ 529.39
JOHNSTONE SUPPLY	06/28/22	96963	\$ 733.48
JRS LAWN CARE	06/28/22	96975	\$ 2,900.00
LANSDOWNE-MOODY	06/28/22	96978	\$ 758.78
MR. WINDSHIELD	06/28/22	96984	\$ 321.47
MR. WINDSHIELD	06/28/22	96985	\$ 329.24
MUSTANG CAT	06/28/22	96961	\$ 590.64
ODP BUSINESS SOLUTIONS	06/28/22	96966	\$ 45.34
ODP BUSINESS SOLUTIONS	06/28/22	96967	\$ 97.16
ODP BUSINESS SOLUTIONS	06/28/22	96968	\$ 34.66
ODP BUSINESS SOLUTIONS	06/28/22	96969	\$ 15.83
ODP BUSINESS SOLUTIONS	06/28/22	96970	\$ 587.66
ODP BUSINESS SOLUTIONS	06/28/22	96971	\$ 46.97
ODP BUSINESS SOLUTIONS	06/28/22	96972	\$ 391.16
ODP BUSINESS SOLUTIONS	06/28/22	96973	\$ 24.19
ODP BUSINESS SOLUTIONS	06/28/22	96974	\$ 132.79
OFFICE WORKS WILTONS	06/28/22	96979	\$ 4,264.84
OFFICE WORKS WILTONS	06/28/22	96980	\$ 1,322.04
O'REILLY	06/28/22	96983	\$ 4.39
QUILL	06/28/22	96987	\$ 168.91
QUILL	06/28/22	96988	\$ 99.89
QUILL	06/28/22	96989	\$ 86.62
R.J. VARGAS INVESTIGATIONS	06/28/22	96959	\$ 551.06
TEXAS STATE UNIVERSITY	06/28/22	96960	\$ 315.00
TRINITY SERVICES GROUP	06/28/22	96949	\$ 3,820.40
TRINITY SERVICES GROUP	06/28/22	96992	\$ 3,683.58
TRINITY SERVICES GROUP	06/28/22	96993	\$ 3,772.19
WADE SPRINKLER SERVICES	06/28/22	96994	\$ 1,046.26
WALLER COUNTY ECONOMIC	06/28/22	96948	\$ 37,500.00
WATSON, LELIA	06/28/22	96986	\$ 100.00
AT&T	06/29/22	97027	\$ 32.27
BECKENDORF, JUSTIN	06/29/22	97010	\$ 40.95
BECKENDORF, JUSTIN	06/29/22	97011	\$ 40.95
BECKENDORF, JUSTIN	06/29/22	97012	\$ 40.95
BECKENDORF, JUSTIN	06/29/22	97013	\$ 40.95
BECKENDORF, JUSTIN	06/29/22	97014	\$ 40.95
BECKENDORF, JUSTIN	06/29/22	97015	\$ 40.95
CAPITAL ONE	06/29/22	97016	\$ 784.16
CLEVELAND ASPHALT PRODUCTS	06/29/22	97026	\$ 14,116.52
DELL	06/29/22	97001	\$ 2,114.64
DELL	06/29/22	97029	\$ 8,198.28
DELL	06/29/22	97033	\$ 8,458.56
HOMETOWN HARDWARE	06/29/22	97008	\$ 1.99
HOMETOWN HARDWARE	06/29/22	97009	\$ 49.98

Treasurer's Record of Unpaid Claims		As of 6/30/22	
Vendors	Date Registered	Reg #	Amount Registered
HOMETOWN HARDWARE	06/29/22	97036	\$ 95.96
JAMES MINERVE CLIENT BEN SHIRLEY CARLSON	06/29/22	97034	\$ 5,000.00
JORGENSEN, JOHN	06/29/22	97035	\$ 30.00
METRO FIRE APPARATUS SPECIALISTS	06/29/22	96999	\$ 1,964.00
PRECISION PRINTING & OFFICE SUPPLY	06/29/22	97019	\$ 32.32
PRECISION PRINTING & OFFICE SUPPLY	06/29/22	97020	\$ 51.05
PRECISION PRINTING & OFFICE SUPPLY	06/29/22	97021	\$ 43.10
PRECISION PRINTING & OFFICE SUPPLY	06/29/22	97022	\$ 21.40
PRECISION PRINTING & OFFICE SUPPLY	06/29/22	97023	\$ 43.91
PRECISION PRINTING & OFFICE SUPPLY	06/29/22	97024	\$ 123.43
QUILL	06/29/22	96996	\$ 170.90
QUILL	06/29/22	96997	\$ 46.16
QUILL	06/29/22	96998	\$ 23.67
QUILL	06/29/22	97003	\$ 13.03
QUILL	06/29/22	97004	\$ 24.14
QUILL	06/29/22	97005	\$ 12.18
QUILL	06/29/22	97006	\$ 513.42
QUILL	06/29/22	97025	\$ 307.76
RICOH	06/29/22	96995	\$ 130.12
SCOTT-MERRIMAN	06/29/22	97007	\$ 1,674.80
SHELBURNE, ELLEN	06/29/22	97002	\$ 76.05
TEXAS DISTRICT COURT ALLIANCE	06/29/22	97000	\$ 50.00
TRINICOM COMMUNICATIONS	06/29/22	97028	\$ 200.76
TRINICOM COMMUNICATIONS	06/29/22	97030	\$ 45.68
TRINICOM COMMUNICATIONS	06/29/22	97031	\$ 240.80
TRINICOM COMMUNICATIONS	06/29/22	97032	\$ 130.64
UNION PACIFIC RAILROAD COMPANY	06/29/22	97017	\$ 10,710.00
VOYAGER	06/29/22	97018	\$ 53,049.72
AT&T	07/01/22	97062	\$ 1,791.62
AT&T	07/01/22	97063	\$ 2,257.25
COMMUNITY TITLE CO.	07/01/22	97037	\$ 20,000.00
DSI DETERGENT SERVICES	07/01/22	97049	\$ 481.40
DSI DETERGENT SERVICES	07/01/22	97050	\$ 1,605.56
FEDEX	07/01/22	97046	\$ 8.92
HAMPTON INN & SUITES FT. WORTH	07/01/22	97057	\$ 495.00
HOMETOWN HARDWARE	07/01/22	97045	\$ 219.56
JENKINS INVESTIGATIONS	07/01/22	97044	\$ 1,000.00
LANSDOWNE-MOODY	07/01/22	97038	\$ (3.93)
LANSDOWNE-MOODY	07/01/22	97039	\$ 727.12
LEGAL AND LIABILITY RISK MANAGEMENT	07/01/22	97058	\$ 550.00
LEGAL AND LIABILITY RISK MANAGEMENT	07/01/22	97059	\$ 550.00
MOELLER, CANDACE	07/01/22	97056	\$ 120.51
QUILL	07/01/22	97041	\$ 41.03
QUILL	07/01/22	97042	\$ 15.18
QUILL	07/01/22	97043	\$ 15.19
QUILL	07/01/22	97052	\$ 20.90
QUILL	07/01/22	97053	\$ 53.97
QUILL	07/01/22	97054	\$ 26.33
QUILL	07/01/22	97055	\$ 178.02
SARGENT, JOAN	07/01/22	97040	\$ 970.25
SCREAMING TEE'S 2	07/01/22	97048	\$ 60.00
TEXAS COMMISSION ON ENVIROMENTAL QUALITY	07/01/22	97061	\$ 1,070.00

Treasurer's Record of Unpaid Claims		As of 6/30/22	
Vendors	Date Registered	Reg #	Amount Registered
THE NEUROBEHAVIORAL CLINIC	07/01/22	97064	\$ 2,000.00
VERIZON	07/01/22	97047	\$ 3,772.19
VICTORY SUPPLY	07/01/22	97051	\$ 3,735.00
VOSS	07/01/22	97060	\$ 680.75
TOTAL UNPAID			\$ 647,684.85